







13 801 380

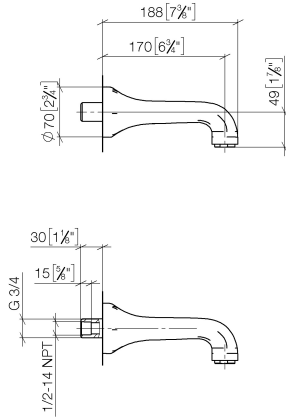


- 170mm projection
- circular normal flow
- hole diameter 37 mm
- 3/4" connection
- max. flow 22 l/min at 3 bar flow pressure

	Brushed Durabross (23kt Gold)	13 801 380-28
	Chrome	13 801 380-00
	Brushed Platinum	13 801 380-06
	Platinum	13 801 380-08
	Durabross (23kt Gold)	13 801 380-09
	Brushed Dark Platinum	13 801 380-99

13 801 380

mm [inches]



Flow rate chart

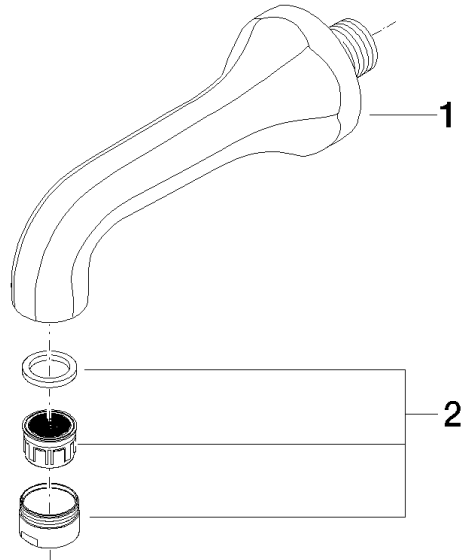


Certificates

WRAS_1404060.

13 801 380

Parts for other finishes can be found here: [Chrome](#)



Spare parts list

No.	Item Number	Name	Quantity used	Delivery time
1	09 11 36 090-28	spout	1	20
2	90 23 01 121 00-28	aerator	1	20